



What are Debit Consumer Alerts (Card Alerts)?

Card Alerts can be either text messages or e-mails letting you know when your card has been used. Alerts can be set for:

- Purchases over a selected amount
- International purchases
- Online purchases
- Declined purchases

Can I change my card alerts?

Yes, you can change them at any time.

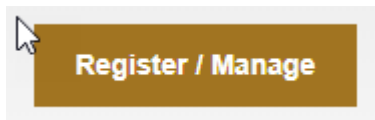
What is Debit Consumer Controls?

Debit Consumer Controls gives you the power to turn your debit card on (active and ready to swipe) or off (inactive).

If you've lost your card or had your it stolen, you can turn it off immediately and then call us to have it cancelled and new one re-issued.

How do I use Card Alerts and Controls?


Visit our website at fmnetbank.com, hover over the "Personal" tab and select "ATM/Debit Cards" from the drop down menu or visit alert.smsservicesnow.com/Landing/FMNetBank and click on Register/Manage.



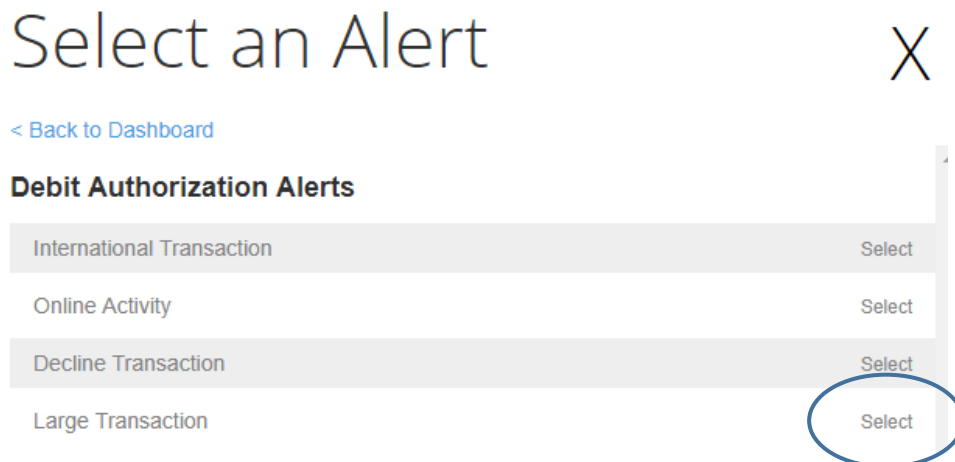
The prompts will guide you through registration.

How do I add a Card Alert?

Click Add New Alert and a listing of the available alerts will be displayed.



Select an alert. The Large Transaction alert requires you to enter an alert threshold. International Transaction, Online Activity and Decline Transaction do not require thresholds – they are simply added and will be generated for any dollar amount.



Selected Alert

Large Transaction

Set Alert Thresholds

More than \$20(no decimal or \$)

\$ 50

Use my default destinations

Add Alert

Active Alerts (1)

[Add New Alert](#)

Large Transaction

[Edit](#) | [Delete](#)

Destinations: ★

Thresholds: \$ 50

How do I use Card Controls? Click on Add New Control.

Active Controls (0)

[Add New Control](#)

Select Full Block of the Card and then Add Control

Debit Controls

Full Block of the Card

Select

Selected Control

Full Block of the Card

Add Control

Your card is now inactive.

Active Controls (1)

[Add New Control](#)

Full Block of the Card

[Edit](#) | [Delete](#)

To activate your card, simply delete the Active Control.